

Dieselbären Diesel Pile Hammer

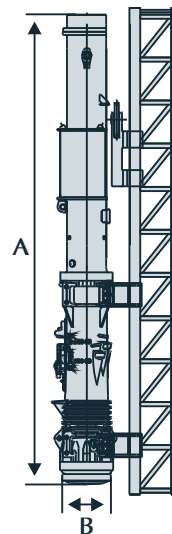
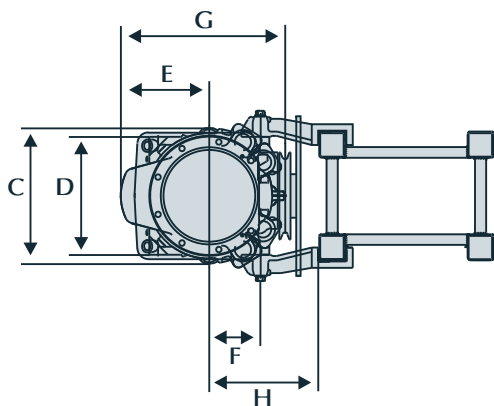


Technical Data



Technical data		D6-32	D8-22	D12-42	D16-32	D19-42
Impact weight (piston)	kg	600	800	1280	1600	1820
Energy per blow	kNm	19-9	27-13	46-20	54-25	66-29
Number of blows	min ⁻¹	38-52	36-52	35-52	36-52	35-52
Suitable for driving piles (depending on soil and pile)	kg	300-2000	500-3000	800-5000	1000-6000	1100-6000
Consumption						
Diesel oil	l/h	3,7	4	4,5	5	7,5
Lubricant	l/h	0,25	0,5	0,5	0,5	0,5
Tank capacity						
Diesel oil tank	l	19	20	25	32	32
Lube tank	l	5	6	6,5	9	9
Max. rope diameter for deflector sheave of tripping device	mm	20	20	20	20	20
Weight						
Tripping device	kg	114	114	114	114	114
Diesel pile hammer	kg	1620	1935	2735	3620	3840
Max. inclined pile driving without / with extension		1:3 / -	1:2 / -	1:5 / 1:1	1:5 / 1:1	1:5 / 1:1

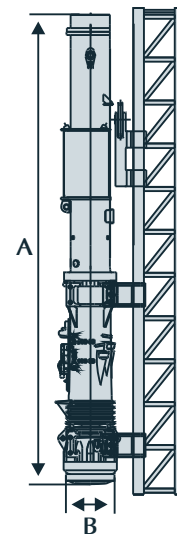
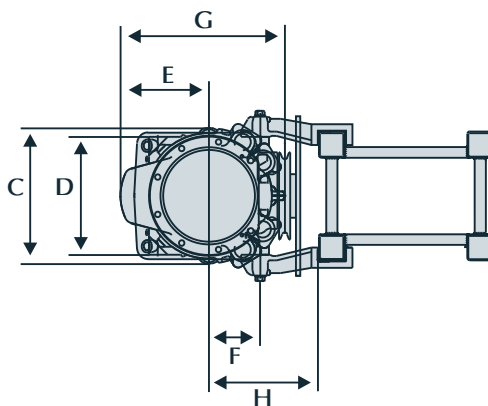
Dimensions							
A	Length of Diesel pile hammer without extension	mm	4300	4700	4770	5160	5160
B	Outer diameter of impact block	mm	350	350	400	440	440
C	Width of Diesel pile hammer	mm	465	410	440	480	480
D	Width for connection of guide jaws	mm	320	320	320	320	320
E	Center of hammer to pump guard	mm	310	315	335	345	345
F	Center of hammer to center of threads for guide jaw bolts	mm	245	245	245	280	280
G	Depth of Diesel pile hammer	mm	590	590	610	700	700
H	Standard distance from center of Diesel pile hammer up to the face of lead	mm	320	320	340	355	360



Technical data		D6-32	D8-22	D12-42	D16-32	D19-42
Impact weight (piston)	lbs	1320	1765	2820	3530	4010
Energy per blow, max.	ft-lbs	14015	19915	33930	39830	48680
Energy per blow, min.	ft-lbs	6640	9590	14750	18440	21390
Number of blows	min ⁻¹	38-52	36-52	35-52	36-52	35-52
Suitable for driving piles (depending on soil and pile)	lbs	660-4400	1100-6600	1760-11000	2200-13200	2420-13200
Consumption						
Diesel oil	gal/h	0,81	0,88	1	1,1	1,65
Lubricant	gal/h	0,05	0,11	0,11	0,11	0,11
Tank capacity						
Diesel oil tank	gal	5	5,3	6,6	8,45	8,45
Lube tank	gal	1,3	1,58	1,7	2,4	2,4
Max. rope diameter for deflector sheave of tripping device						
	in	0,78	0,78	0,78	0,78	0,78
Weight						
Tripping device	lbs	250	250	250	250	250
Diesel pile hammer	lbs	3570	4265	6030	7980	8465
Max. inclined pile driving without / with extension						
		1:3 / -	1:2 / -	1:5 / 1:1	1:5 / 1:1	1:5 / 1:1

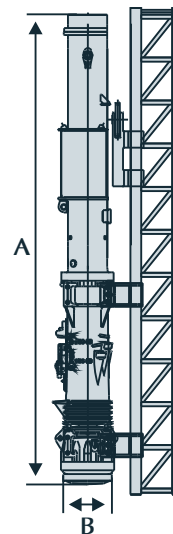
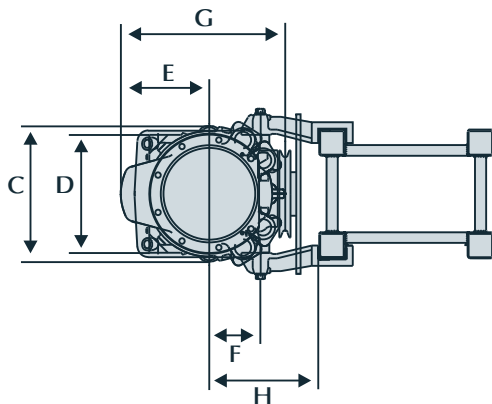
Dimensions

A	Length of Diesel pile hammer without extension	in	170	185	188	203	203
B	Outer diameter of impact block	in	13,8	13,8	15,8	17,3	17,3
C	Width of Diesel pile hammer	in	18,3	16,15	17,3	18,9	18,9
D	Width for connection of guide jaws	in	12,6	12,6	12,6	12,6	12,6
E	Center of hammer to pump guard	in	12,2	12,4	13,2	13,6	13,6
F	Center of hammer to center of threads for guide jaw bolts	in	9,7	9,7	9,7	11	11
G	Depth of Diesel pile hammer	in	23,25	23,25	24	27,5	27,5
H	Standard distance from center of Diesel pile hammer up to the face of lead	in	12,6	12,6	13,4	14	14,2



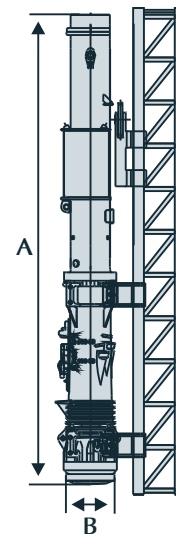
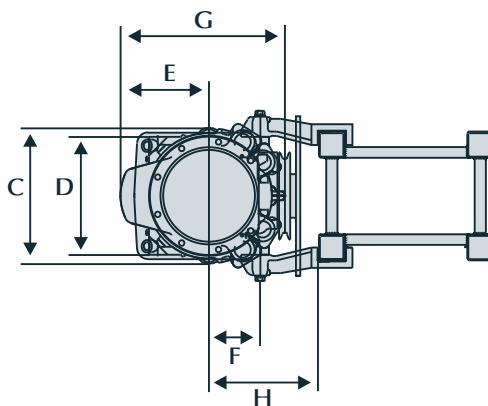
Technical data		D25-32	D30-32	D36-32	D46-32
Impact weight (piston)	kg	2500	3000	3600	4600
Energy per blow	kNm	90-40	103-48	123-56	166-71
Number of blows	min ⁻¹	35-52	36-52	36-53	35-53
Suitable for driving piles (depending on soil and pile)	kg	1600-7500	2000-9000	2500-12000	3000-16000
Consumption					
Diesel oil	l/h	7,5	10	11,5	16
Lubricant	l/h	0,6	1	1,5	1,5
Tank capacity					
Diesel oil tank	l	67	67	89	89
Lube tank	l	19	19	17	17
Max. rope diameter for deflector sheave of tripping device	mm	22	22	38	38
Weight					
Tripping device	kg	186	186	450	450
Diesel pile hammer	kg	5670	6170	8200	9300
Max. inclined pile driving without / with extension		1:5 / 1:1	1:5 / 1:1	1:5 / 1:1	1:5 / 1:1

Dimensions						
A	Length of Diesel pile hammer without extension	mm	5500	5500	5470	5470
B	Outer diameter of impact block	mm	560	560	660	660
C	Width of Diesel pile hammer	mm	670	670	800	800
D	Width for connection of guide jaws	mm	540	540	640	640
E	Center of hammer to pump guard	mm	405	405	445	445
F	Center of hammer to center of threads for guide jaw bolts	mm	235	235	275	275
G	Depth of Diesel pile hammer	mm	780	780	950	950
H	Standard distance from center of Diesel pile hammer up to the face of lead	mm	435	435	500	500



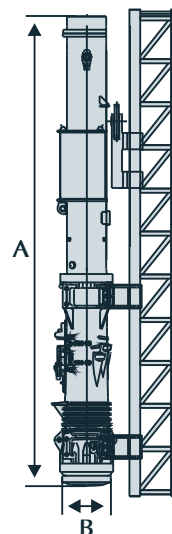
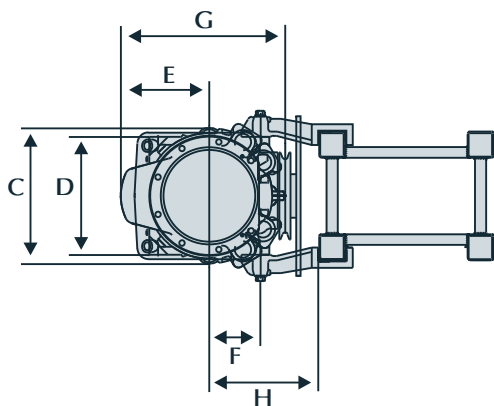
Technical data		D25-32	D30-32	D36-32	D46-32
Impact weight (piston)	lbs	5510	6610	7940	10140
Energy per blow, max.	ft-lbs	66380	75970	90720	122435
Energy per blow, min.	ft-lbs	29500	35400	41300	52370
Number of blows	min ⁻¹	35-52	36-52	36-53	35-53
Suitable for driving piles (depending on soil and pile)	lbs	3530-16535	4410-19840	5510-26455	6610-35270
Consumption					
Diesel oil	gal/h	1,65	2,2	2,53	3,52
Lubricant	gal/h	0,13	0,22	0,33	0,33
Tank capacity					
Diesel oil tank	gal	17,7	17,7	23,5	23,5
Lube tank	gal	5	5	4,5	4,5
Max. rope diameter for deflector sheave of tripping device					
	in	0,87	0,87	1,5	1,5
Weight					
Tripping device	lbs	410	410	992	992
Diesel pile hammer	lbs	12500	13600	18060	20485
Max. inclined pile driving without / with extension					
		1:5 / 1:1	1:5 / 1:1	1:5 / 1:1	1:5 / 1:1

Dimensions						
A	Length of Diesel pile hammer without extension	in	216,5	216,5	215,4	215,4
B	Outer diameter of impact block	in	22	22	26	26
C	Width of Diesel pile hammer	in	26,4	26,4	31,4	31,4
D	Width for connection of guide jaws	in	21,3	21,3	25,2	25,2
E	Center of hammer to pump guard	in	16	16	17,5	17,5
F	Center of hammer to center of threads for guide jaw bolts	in	9,3	9,3	10,8	10,8
G	Depth of Diesel pile hammer	in	30,7	30,7	37,4	37,4
H	Standard distance from center of Diesel pile hammer up to the face of lead	in	17,1	17,1	19,7	19,7



Technical data		D62-22	D80-23	D100-13	D150-42	D200-42
Impact weight (piston)	kg	6200	8000	10000	15000	20000
Energy per blow	kNm	224-107	288-171	360-214	512-329	682-436
Number of blows	min ⁻¹	35-50	35-45	35-45	36-45	36-45
Suitable for driving piles (depending on soil and pile)	t	4-30	6-60	7-100	12-160	14-250
Consumption						
Diesel oil	l/h	20	25	30	50	60
Lubricant	l/h	2	2,6	2,6	4,8	5,8
Tank capacity						
Diesel oil tank	l	98	155	155	310	430
Lube tank	l	31,5	32	32	45	80
Max. rope diameter for deflector sheave of tripping device (* reeved twice)	mm	38	30*	30*	36*	36*
Weight						
Tripping device	kg	450	750	750	1850	1850
Diesel pile hammer	kg	12250	16905	20720	28450	51800
Max. inclined pile driving without / with extension		1:2 / 1:1	1:5 / 1:2	1:5 / 1:2	1:5 / 1:2	1:5 / 1:3

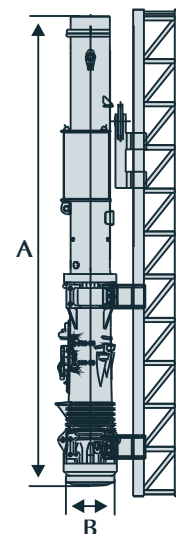
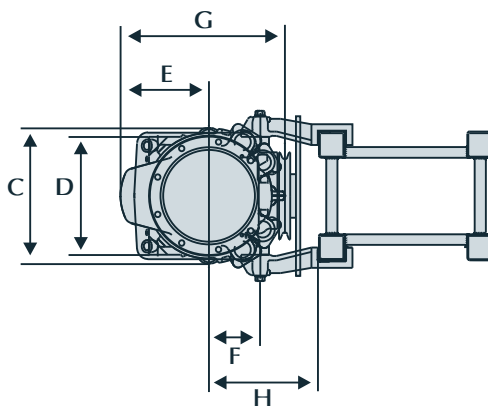
Dimensions							
A	Length of Diesel pile hammer without extension	mm	5910	7200	7358	6990	8175
B	Outer diameter of impact block	mm	710	820	820	990	1250
C	Width of Diesel pile hammer	mm	800	890	890	1280	1425
D	Width for connection of guide jaws	mm	560	800	800	1110	1425
E	Center of hammer to pump guard	mm	490	550	550	720	730
F	Center of hammer to center of threads for guide jaw bolts	mm	380	350	350	375	580
G	Depth of Diesel pile hammer	mm	970	1110	1110	1450	1890
H	Standard distance from center of Diesel pile hammer up to the face of lead	mm	500	660	660	900	1050



Technical data		D62-22	D80-23	D100-13	D150-42	D200-42
Impact weight (piston)	lbs	13640	17600	22000	33000	44000
Energy per blow, max.	ft-lbs	165215	212420	265520	377630	503036
Energy per blow, min.	ft-lbs	78920	126125	157840	242660	321580
Number of blows	min ⁻¹	35-50	35-45	35-45	36-45	36-45
Suitable for driving piles (depending on soil and pile)	US tons	4,4-33	6,6-66,1	7,7-110,2	13,2-176,4	15,4-275,6
Consumption						
Diesel oil	gal/h	4,4	5,5	6,6	11	13,2
Lubricant	gal/h	0,44	0,57	0,57	1	1,3
Tank capacity						
Diesel oil tank	gal	25,9	40,9	40,9	81,9	113,6
Lube tank	gal	8,3	8,5	8,5	11,9	21,1
Max. rope diameter for deflector sheave of tripping device (* reeved twice)						
	in	1,5	1,2*	1,2*	1,4*	1,4*
Weight						
Tripping device	lbs	992	1650	1650	4070	4070
Diesel pile hammer	lbs	26950	37190	45585	62590	113960
Max. inclined pile driving without / with extension						
		1:2 / 1:1	1:5 / 1:2	1:5 / 1:2	1:5 / 1:2	1:5 / 1:3

Dimensions

A	Length of Diesel pile hammer without extension	in	232,7	283,7	289,9	275,4	322,1
B	Outer diameter of impact block	in	28	32,3	32,3	39	49,3
C	Width of Diesel pile hammer	in	31,5	35,1	35,1	50,4	56,2
D	Width for connection of guide jaws	in	22	31,5	31,5	43,7	56,2
E	Center of hammer to pump guard	in	19,3	21,7	21,7	28,4	28,8
F	Center of hammer to center of threads for guide jaw bolts	in	15	13,8	13,8	14,8	22,9
G	Depth of Diesel pile hammer	in	38,2	43,7	43,7	57,1	74,5
H	Standard distance from center of Diesel pile hammer up to the face of lead	in	19,7	26	26	35,5	41,4



Marken der
Brands of **ABI Gruppe**



For further information please contact your DELMAG sales assistant.

Or visit us on the Internet at www.delmag.de.

Design subject to modifications. The details in this leaflet have to be regarded as approximate. The illustrations also can contain options which are not part of the standard scope of supply.

DELMAG GmbH & Co. KG
Max-Planck-Str. 3
73730 Esslingen
Germany

Tel.: +49 (0) 711 3100-0
Fax: +49 (0) 711 3100-254
eMail: info@delmag.de
Web: www.delmag.de